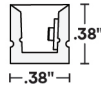





Q-CAP WALA STATIC WHITE

24VDC Flexible Fixtures



- Flexible encapsulated fixture
- Side bend
- 6" bend radius
- Interior and exterior rated (not including FC)
- Four different mounting options
- Available in seamless configurations for a continuous line of light
- Utilize clear end caps for continuous runs
- 60% smaller than QTL's ZALA fixture
- Do not cut Non-Field Cuttable Q-CAP flexible fixtures

ORDERING PROCESS

- A** Specify Non-Field Cuttable Q-CAP
- B** (Optional) Specify field cuttable 4' piece - used to adjust total run length in the field (dry applications only)

A. NON-FIELD CUTTABLE Q-CAP

INFORMATION REQUIRED FOR LIGHTING SCHEDULE

A1	A2	A3	A4	A5	A6
PRODUCT	MOUNTING	RATED	CCT	WATTAGE	LENS

ADDITIONAL INFORMATION REQUIRED TO ORDER

A7	A8	A9	A10	A11	A12
WIRE INPUT/ OUTPUT	CONNECTOR/ WIRE IN	CONNECTOR/ WIRE OUT	END CAPS	LENGTH (IN)	EXACT/ OPTIMAL

Sample Part Number: **WALA-SW-WSC-DRY-30-4.0-ENC/TL-P1-BW-BW-N/A-48"-E**

A1 PRODUCT WALA-SW WALA-SW-USA Select USA option for BA, BAA and BABA projects. See last page for compatible power supplies.	A2 MOUNTING PPS-2 PVC Clip PPS-96 PVC Channel PPS-LP-2 PVC Low Profile Clip PPS-LP-96 PVC Low Profile Channel WSC White Snug Clip BN-SB-SST-16' 16' BENDIT Side Stainless Steel Channel BN-SB-SST-32' 32' BENDIT Side Stainless Steel Channel BN-SB-WH-16' 16' BENDIT Side White Stainless Channel BN-SB-WH-32' 32' BENDIT Side White Stainless Channel White snug clip only for indirect cove use, not intended for hanging fixtures upside down. PPS mounting clip recommended for seamless applications	A3 RATED DRY IP20 WET IP67	A4 CCT 24 2400K 27 2700K 30 3000K 35 3500K 40 4000K	A5 WATTAGE 1.0 1.0W-SO 2.0 2.0W-HO 4.0 4.0W-VHO SO: Standard Output HO: High Output VHO: Very High Output
A6 LENS ENC/CL Encapsulated in Clear ENC/TL Encapsulated in Translucent For representation of LED visibility, see Diode Visibility section on following pages	A7 WIRE INPUT/OUTPUT SINGLE (Input only) S1 End Feed S5 Seamless Feed S6 Seamless Feed PASS THROUGH (Input/Output) P1 End Feed P5 Seamless Feed P6 Seamless Feed	A8 CONNECTOR/WIRE IN BW Bare Wire (Standard 24") BRL Barrel CON6 Connector 6" CON24 Connector 24" BW: Standard length is 24". Max length is 120". Request custom length by writing in part number next to BW (example: BW48) BW Bare Wire (Standard 24") BRL Barrel CON6 Connector 6" CON24 Connector 24" BW: Standard length is 24". Max length is 120". Request custom length by writing in part number next to BW (example: BW48)	A9 CONNECTOR/WIRE OUT N/A Closed End (No feed) BW Bare Wire (Standard 24") BRL Barrel CON6 Connector 6" CON24 Connector 24" BW: Standard length is 24". Max length is 120". Request custom length by writing in part number next to BW (example: BW48)	
A10 END CAPS CL Clear WH White N/A Not Applicable	A11 LENGTH (IN) Minimum length is 12", maximum length is 191" not including end caps. Contact us for lengths under 12". Available in 1" increments.	A12 EXACT/OPTIMAL O Optimal Illumination E Exact Specified Length Exact fixtures are the exact length specified +0 - 1/8". Optimal fixtures' length is rounded down with illumination end to end. See Exact/Optimal Fixture Length charts.		

5 year warranty | Side Bend | Data subject to change, all data has +/- 5% tolerance | Only FC fixtures are Field-Cuttable per installation instructions | Field Cuttable is not returnable or refundable after it has been cut



Q-CAP WALA STATIC WHITE

24VDC Flexible Fixtures

B. FIELD CUTTABLE Q-CAP

INFORMATION REQUIRED FOR LIGHTING SCHEDULE

B1	B2	B3	B4	B5	B6
PRODUCT	MOUNTING	RATED	CCT	WATTAGE	LENS
WALA-FC-SW		DRY			

ADDITIONAL INFORMATION REQUIRED TO ORDER

B7	B8	B9	B10	B11	B12
WIRE INPUT/ OUTPUT	CONNECTOR/ WIRE IN	CONNECTOR/ WIRE OUT	END CAPS	LENGTH (IN)	EXACT/ OPTIMAL
		N/A	CL	48"	N/A

Sample Part Number: **WALA-SW-WSC-DRY-30-4.0-ENC/TL-P1-BW-BW-N/A-48"-E**

B1

PRODUCT

WALA-FC-SW

See last page for compatible power supplies.

B2

MOUNTING

PPS-2	PVC Clip
PPS-96	PVC Channel
PPS-LP-2	PVC Low Profile Clip
PPS-LP-96	PVC Low Profile Channel
WSC	White Snug Clip
BN-SB-SST-16'	16' BENDIT Side Stainless Steel Channel
BN-SB-SST-32'	32' BENDIT Side Stainless Steel Channel
BN-SB-WH-16'	16' BENDIT Side White Stainless Channel
BN-SB-WH-32'	32' BENDIT Side White Stainless Channel

White snug clip only for indirect cove use, not intended for hanging fixtures upside down.

PPS mounting clip recommended for seamless applications

B3

RATED

DRY IP20

B4

CCT

24	2400K
27	2700K
30	3000K
35	3500K
40	4000K

B5

WATTAGE

1.0	1.0W-SO
2.0	2.0W-HO
4.0	4.0W-VHO

SO: Standard Output
HO: High Output
VHO: Very High Output

B6

LENS

ENC/CL Encapsulated in Clear
ENC/TL Encapsulated in Translucent

For representation of LED visibility, see Diode Visibility section on following pages

B7

WIRE INPUT/OUTPUT

SINGLE (Input only)

S1 End Feed
S5 Seamless Feed
S6 Seamless Feed

B8

CONNECTOR/WIRE IN

BW Bare Wire (Standard 24")
BRL Barrel
CON6 Connector 6"
CON24 Connector 24"

BW: Standard length is 24", Max length is 120". Request custom length by writing in part number next to BW (example: BW48)

B9

CONNECTOR/WIRE OUT

N/A Closed End (No feed)

B10

END CAPS

CL Clear

Due to cutting, white endcaps are not available.

B11

LENGTH (IN)

48" Nominal

Starting Run length is 48.475" for S1, S5, & S6
Each cut point subtracts from the Starting Run Length
1.0, 2.0, & 4.0 have a 1" cut point
S1 can be cut down to as little as 1.475"
S5 & S6 can be cut down to as little as 6.475"

B12

EXACT/OPTIMAL

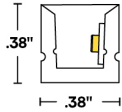
N/A



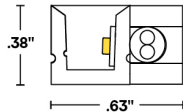
Q-CAP WALA STATIC WHITE

24VDC Flexible Fixtures

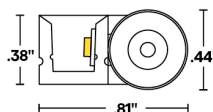
1 PRODUCT - DIMENSIONS



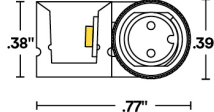
Profile
(Standard)



Profile
(Seamless bare wire)



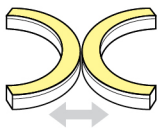
Profile
(Seamless barrel)



Profile
(Seamless CON6-24)

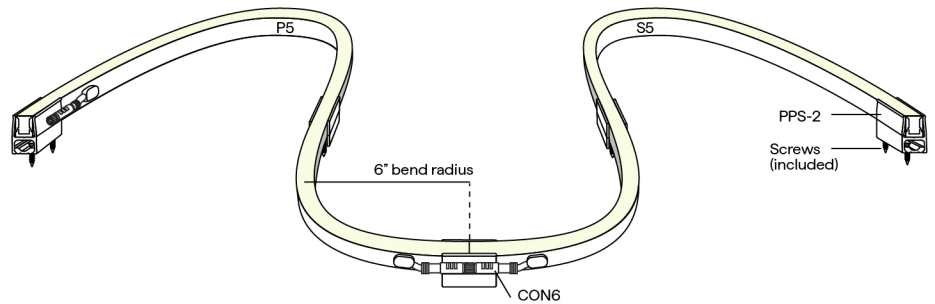
BEND RADIUS

Side Bend



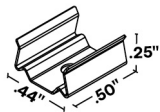
6" bending radius

FLEXIBILITY



2 MOUNTING

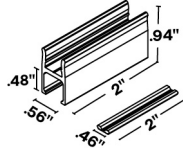
WSC



White Snug Clip
Indirect uplight

To order separately use WSC-02
Each clip comes with a #4x5/8" flat screw

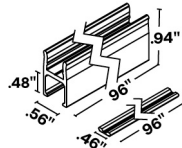
PPS-2



PVC Mounting Clip

To order separately use MICRO5-PPS2

PPS-96

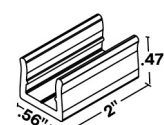


96" straight linear run

To order separately use MICRO5-PPS-96

Each clip comes with a #6" flat screw

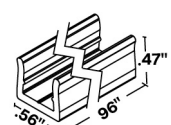
PPS-LP-2



Low profile PVC
Mounting Clip

To order separately use MICRO5-PPS-LP-2

PPS-LP-96



Low profile PVC channel
96" straight linear run

To order separately use MICRO5-PPS-LP-96

Each clip comes with a #6" flat screw

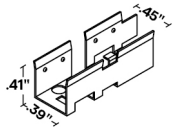


Q-CAP WALA STATIC WHITE

24VDC Flexible Fixtures

MOUNTING CONTINUED

BN-SB



BENDIT Channel
Horizontal Stainless Steel
Flexible Channel

Continuous mounting solution for
flexible fixtures, 16' or 32' field
cuttable lengths

To order separately use either
MICRO5-BN-SB-SST-16', MICRO5-
BN-SB-SST-32', MICRO5-BN-SB-
WH-16', or MICRO5-BN-SB-
WH-32'

64 #4-40 1/2" screws provided per
16'

4 / 5 DELIVERED LUMENS

[Calculated L70 = 40000 hrs]
Tested with WALA-SW-WSC-DRY

CCT	1.0W/FT				2.0W/FT				4.0W/FT			
	ENC/CL		ENC/TL		ENC/CL		ENC/TL		ENC/CL		ENC/TL	
	LM	CRI	LM	CRI	LM	CRI	LM	CRI	LM	CRI	LM	CRI
2400K	39	93	38	93	102	93	97	92	259	93	246	93
2700K	40	94	35	96	104	93	92	95	263	94	239	96
3000K	40	96	39	96	105	96	103	96	271	97	266	96
3500K	41	98	39	98	107	98	102	98	268	98	263	98
4000K	43	98	42	98	112	98	111	98	289	97	285	97

TEMPERATURE RATINGS

	1.0 W/FT		2.0 W/FT		4.0 W/FT	
	Min	Max	Min	Max	Min	Max
Ambient Operating Temp - Surface	-4°F	135°F	-4°F	130°F	-4°F	105°F
Storage Temp	-4°F	140°F	-4°F	140°F	-4°F	140°F
Installation Temp	50°F	100°F	50°F	100°F	50°F	100°F

BUG RATING

WATTAGE	B	U	G
1.0 (ALL CCTs), 2.0 (ALL CCTs), 4.0 (ALL CCTs)	B0	U1	G0

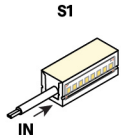


Q-CAP WALA STATIC WHITE

24VDC Flexible Fixtures

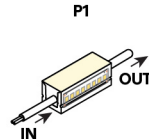
7 WIRE INPUT/OUTPUT

SINGLE (Input only)



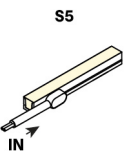
End Feed

PASS THROUGH (Input/Output) - Only applicable for Non-Field Cuttable Q-CAP

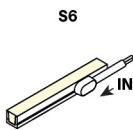


End Feed

SEAMLESS SINGLE (Input only)

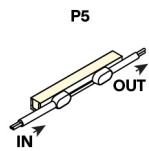


Seamless Feed

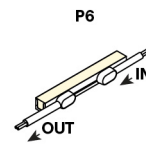


Seamless Feed

SEAMLESS PASS THROUGH (Input/Output) - Only applicable for Non-Field Cuttable Q-CAP

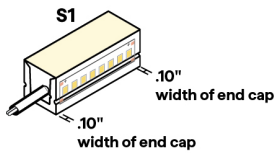


Seamless Feed

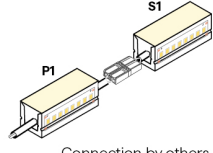


Seamless Feed

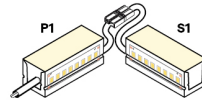
CONFIGURATION OPTIONS



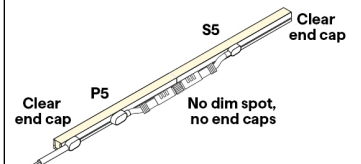
Single End Feed



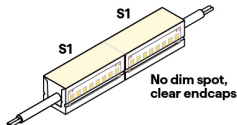
Connection by others
Non-Continuous End Feed



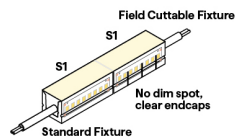
Connection by others
Non-Continuous Corner Feed



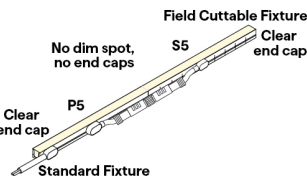
Seamless Side Feed



Continuous End to End Feed

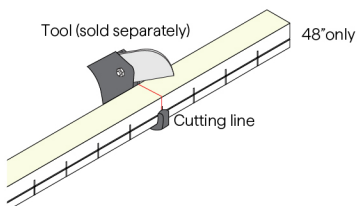


Field Cuttable - Continuous End to End Feed




Field Cuttable - Seamless Side Feed

FIELD CUTTABLE MARKING



Field cuttable fixtures are sold in 4' increments and go at the end of a run, allowing for easy field adjustment



Note: Only FC fixtures are field cuttable — Do not attempt to cut non FC fixtures.
Cut only on the marked cut lines. Only cut from non-feed end. Do not attempt to cut while power is on.

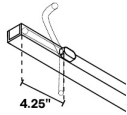


Q-CAP WALA STATIC WHITE

24VDC Flexible Fixtures

SEAMLESS

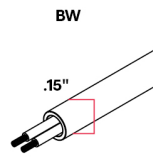
Shown with bare wire, connectors vary



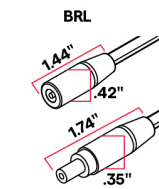
Omnidirectional Wireways
S5, S6, P5, P6

8 / 9 CONNECTOR/WIRE - IN/OUT

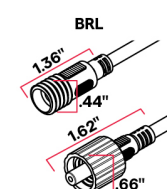
Connector/Wire In or Out not needed to specify product. Typical selection is S1 for Wire Input/Output, BW for Connector/Wire In, N/A for Connector/Wire Out, and WH for End Caps



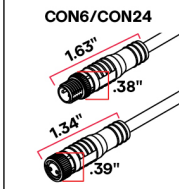
Bare Wire 24"
22 AWG



Barrel 6" - DRY/DMP I
22 AWG

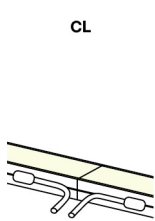


Barrel 6" - WET | 22 AWG

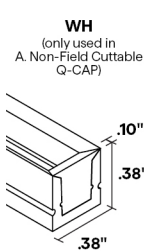


6" or 24" Overall
Wire Connector | 22 AWG
IP67 Rated, UL Listed

10 END CAPS (NO FEED)



Clear endcaps
.0" added at end
.00" dim spot



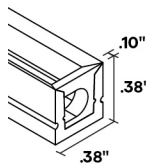
WH
(only used in
A. Non-Field Cuttable
Q-CAP)

White endcaps
.0" added at end
.10" dim spot

END CAPS (WITH FEED)

End Feed

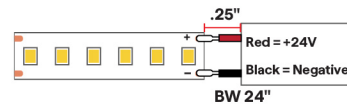
S1, P1



White endcaps
.0" added at end
.225" dim spot

11 LENGTH - WIRING DETAIL

Available in 1" increments 12"-191"

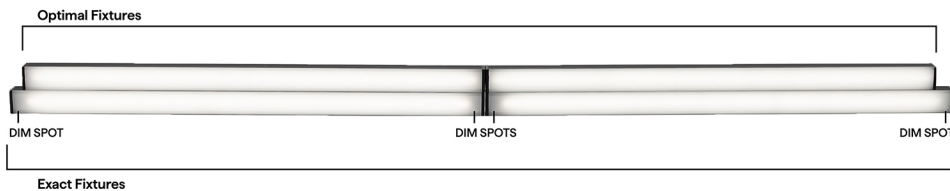


12 EXACT/OPTIMAL FIXTURE LENGTH

[E/O Length Calculator →](#)

[E/O Explained →](#)

Exact fixtures are the exact length specified. Optimal fixtures' length is rounded down based on LED cut points to allow the fixture to be illuminated end to end. For runs with multiple fixtures that need to fill a specific length, it's recommended to order all optimal fixtures with an exact fixture at the end of the run.





Q-CAP WALA STATIC WHITE

24VDC Flexible Fixtures

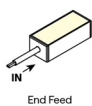
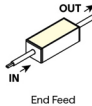


SW LENGTHS BY INCH

Available in any length in between 12" and 191", chart below shows example lengths. Exact fixtures are the length specified. Optimal fixtures' length is rounded down with illumination end to end. All fixtures' tolerance is +0 - 1/8". Consult factory for lengths under 12".

EXACT LENGTH

Requested Length	Potential dim spot on either end of fixture
12"	.5"
13"	.5"
14"	.5"
15"	.5"
16"	.5"
17"	.5"
18"	.5"
19"	.5"
20"	.5"
21"	.5"
22"	.5"
23"	.5"
24"	.5"
36"	.5"
48"	.5"
60"	.5"
72"	.5"
84"	.5"
96"	.5"

OPTIMAL LENGTH

Requested Nominal Length	S1	P1	S5	S5 & P5	P5
					
12"	11.5"	11.75"		11.25"	
13"	12.5"	12.75"		12.25"	
14"	13.5"	13.75"		13.25"	
15"	14.5"	14.75"		14.25"	
16"	15.5"	15.75"		15.25"	
17"	16.5"	16.75"		16.25"	
18"	17.5"	17.75"		17.25"	
19"	18.5"	18.75"		18.25"	
20"	19.5"	19.75"		19.25"	
21"	20.5"	20.75"		20.25"	
22"	21.5"	21.75"		21.25"	
23"	22.5"	22.75"		22.25"	
24"	23.5"	23.75"		23.25"	
36"	35.5"	35.75"		35.25"	
48"	47.5"	47.75"		47.25"	
60"	59.5"	59.75"		59.25"	
72"	71.5"	71.75"		71.25"	
84"	83.5"	83.75"		83.25"	
96"	95.5"	95.75"		95.25"	

COMPATIBLE POWER SUPPLIES

See power supplies cut sheets for more information. Data subject to change, all data has +/- 5% tolerance.

DIM TO LEVEL	INDOOR	OUTDOOR
	MICRO 5-SW	MICRO 5-SW
Dim to Black	Q6M-DC+CAP QTM-DC+CAP iQ-PH+QD1	QOM-DC+CAP QOM-PH
0.1%	QT-CAB-QZ-PH/0-10V QT-CAB-eLED+0-10V QT-CAB-eLED+0-10V-AWN QT-CAB-eLED+DALI-DT6 QT-CAB-eLED+DALI-DT6-AWN QTM-eLED+0-10V QTM-eLED+0-10V-AWN QTM-eLED+DALI-DT6 QTM-eLED+DALI-DT6-AWN QZ-BOWTIE+DIMMER QZ-DMX QZ-PH/0-10V QZ-STICK-PH/0-10V QZLP	Q-SET-QZ-DMX Q-SET-QZ-PH/0-10V Q-SET-eLED+0-10V QOM-eLED+0-10V QOM-eLED+DALI-DT6 QOM-eLED+PS-DALI-DT6 QZ-DMX QZ-PH/0-10V
1%	QTM-eLED(E) QZ-DALI-DT6	Q-SET+QZ-DALI-DT6 QZ-DALI-DT6
10%	Non-Dim Power Supply with SW App Dongle	Q-HEX-mini-DC Q-SET-mLED









Q-CAP WALA STATIC WHITE







24VDC Flexible Fixtures

DIMMING PROTOCOL	INDOOR	OUTDOOR
	MICRO 5-SW	MICRO 5-SW
Non-Dim	QT-CAB-eLED-ND QTM-eLED-ND QZ-ND	Q-SET-QZ-ND Q-SET-eLED-ND QOM-eLED-ND QZ-ND
Phase	Q6M-DC+CAP QT-CAB-QZ-PH/0-10V QTM-DC+CAP QTM-eLED(E) QZ-BOWTIE+DIMMER QZ-PH/0-10V QZ-STICK-PH/0-10V QZLP iQ-PH+QD1	Q-HEX-mini-DC Q-SET-QZ-PH/0-10V Q-SET-mLED QOM-DC+CAP QOM-PH QZ-PH/0-10V
0-10V	QT-CAB-QZ-PH/0-10V QT-CAB-eLED+0-10V QT-CAB-eLED+0-10V-AWN QTM-eLED+0-10V QTM-eLED+0-10V-AWN QZ-PH/0-10V QZ-STICK-PH/0-10V QZLP	Q-SET-QZ-PH/0-10V Q-SET-eLED+0-10V QOM-eLED+0-10V QZ-PH/0-10V
Lutron Athena	QT-CAB-eLED+0-10V-AWN QT-CAB-eLED+DALI-DT6-AWN QTM-eLED+0-10V-AWN QTM-eLED+DALI-DT6-AWN	
ECO System	QTM-eLED(E)	
DMX	QZ-DMX	Q-SET-QZ-DMX QZ-DMX
DALI-2: DT6	QT-CAB-eLED+DALI-DT6 QT-CAB-eLED+DALI-DT6-AWN QTM-eLED+DALI-DT6 QTM-eLED+DALI-DT6-AWN QZ-DALI-DT6	Q-SET+QZ-DALI-DT6 QOM-eLED+DALI-DT6 QZ-DALI-DT6
SCENE App Dimmed	Non-Dim Power Supply with SW App Dongle	

COMPATIBLE MOUNTING ACCESSORIES

QUOVA-MICRO  QUOVA Knife Edge	NJ-MICRO  J Mounting Bracket	BL-MICRO  Backwards L Mounting Bracket	NL-MICRO  L Mounting Bracket	SD-L-MICRO  L Mounting Bracket	IQ-QCAP-UNV-CUTTER  QTL recommended FC Cutter
---	--	--	--	--	---

COMPATIBLE WIRING ACCESSORIES

Q-mini-J  UL Listed, miniature junction box, DRY/DMP (WET rated with silicone)	Q-mini-J5  UL Listed, miniature junction box, DRY/DMP (WET rated with silicone)	BARREL-EXT  8ft barrel cable extender DRY ONLY	BARREL FOUR-FER  Splits lead from one to four LED Barrel connector fixtures, DRY/DMP	CON120-EXT  10ft Con cable extender DRY/DMP/WET	CON FOUR-FER  Splits lead from one to four LED Con connectors DRY/DMP/WET
--	---	--	--	---	---



Q-CAP WALA STATIC WHITE

24VDC Flexible Fixtures

COMPATIBLE CONTROL ACCESSORIES

SCENE APP DONGLE



Wi-Fi or Bluetooth
Connectivity

COMPATIBLE APPS

NFC APP



Read and write
DMX addresses and
adjust voltage